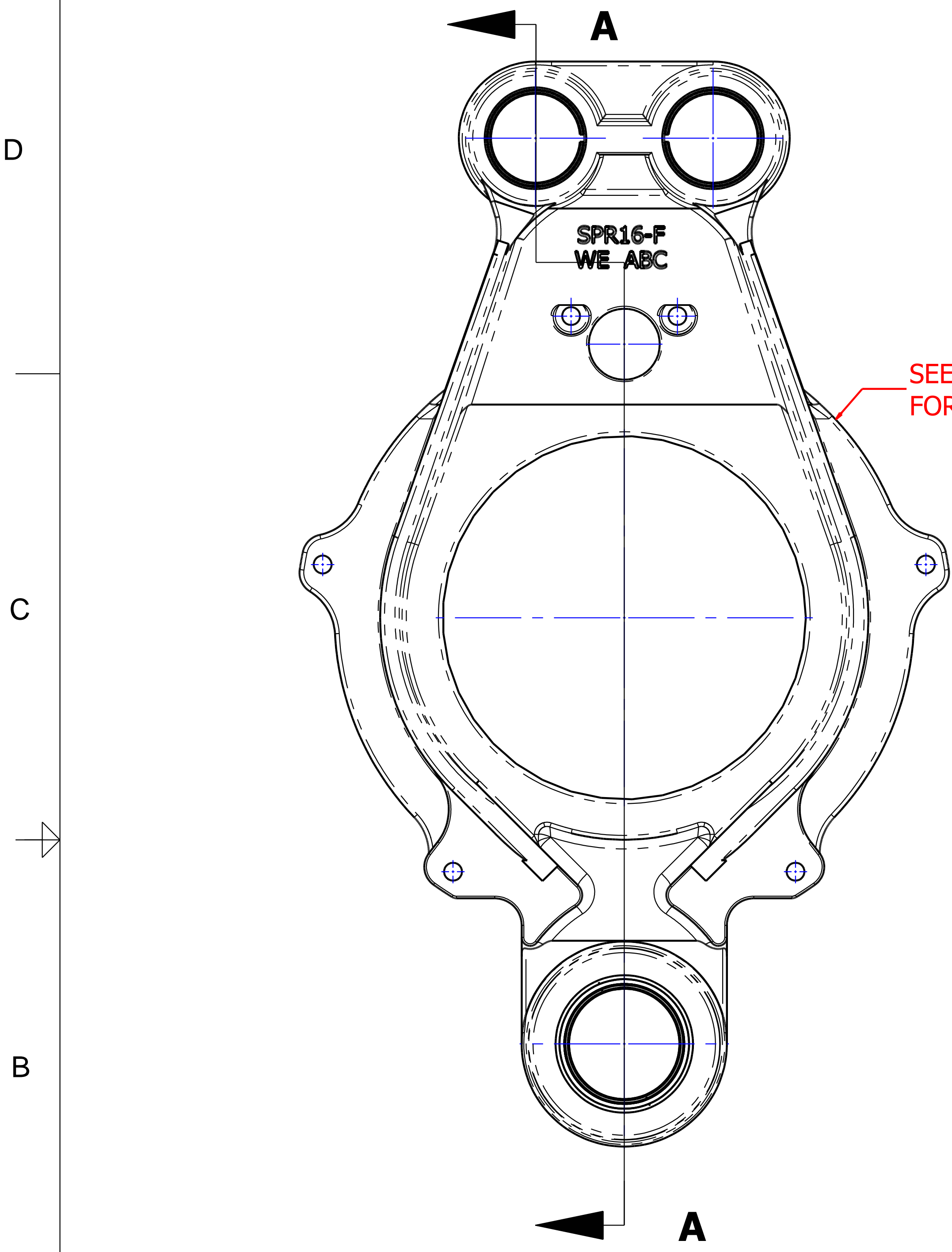
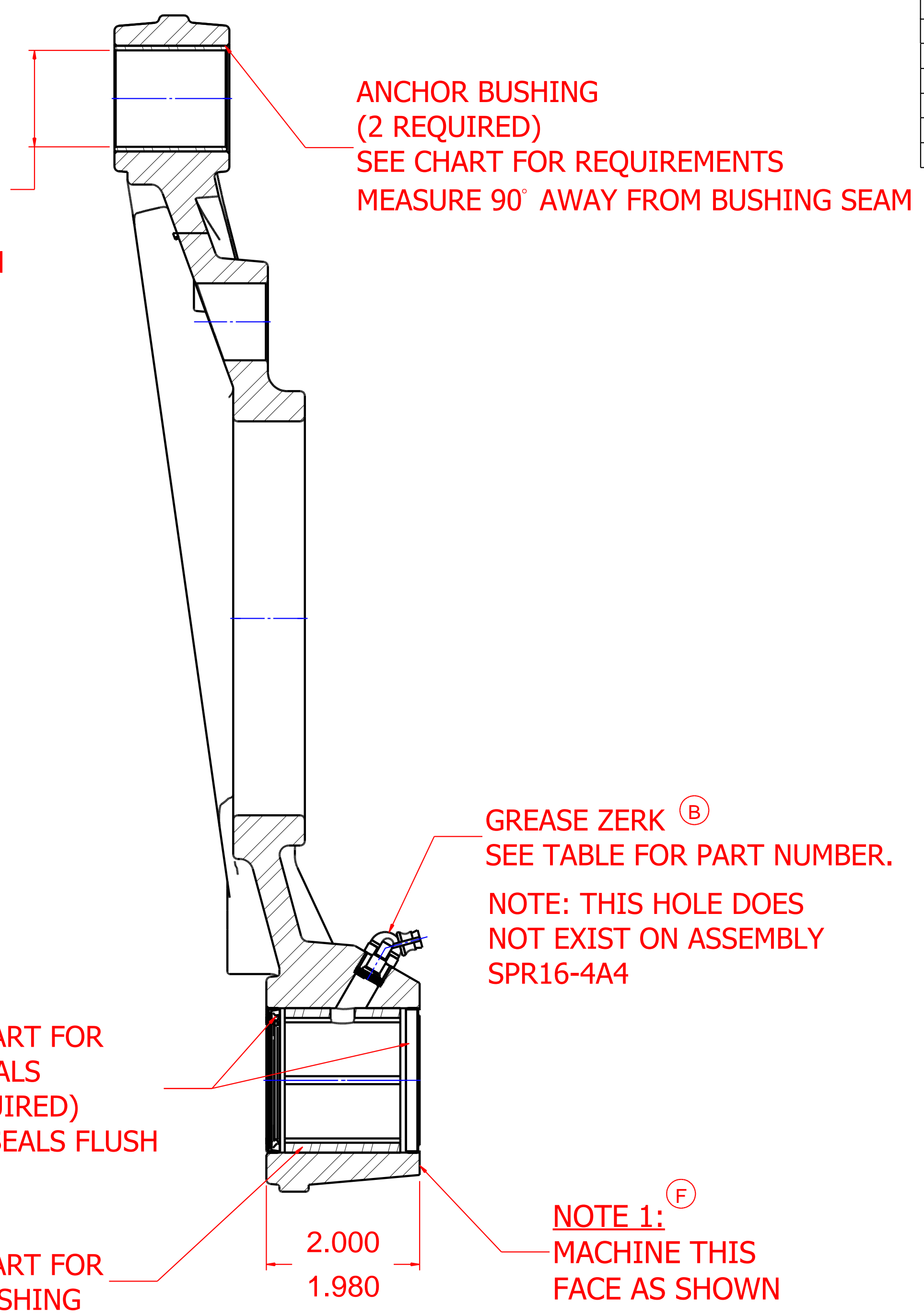


REVISIONS				
ZONE	REV	DESCRIPTION	DATE	APPROVED
.	A	RELEASED	1-25-2010	MAH
.	B	ADDED SPR16-4A2, ADDED GREASE ZERK OPT'N	2-12-2010	MAH
.	C	REPAIRED VIEW IN SEC. A-A, ADJUSTED TABLE	2-23-2010	MAH
.	D	ADDED M/C SPEC ON VIEW "B" AND TABLE	6-15-2010	MAH
.	.	ADDED P/N SPR16-4A3 TO TABLE	.	.
.	E	UPDATED ZERK AND M/C REQUIREMENTS	6-23-2010	MAH
.	F	REDRAWN IN ALIBRE, REMOVED VIEW "B"	5-09-2013	MAH
.	.	ADDED MACHINING SPEC AS NOTE 1	.	.
A8	G	ADDED PART NUMBER SPR16-4A4 TO TABLE	4-24-2014	MAH



Ø1.251±.006
AFTER
INSTALLATION

SEE CHART
FOR SPIDER




Section A-A

ASSY NO.	CAM SIZE	SPIDER	CAM BUSHING	CAM SEAL	ANCHOR BUSHING	BRAKE TYPE	ZERK OPTION	MACHINE CAM FACE PER NOTE 1
SPR16-4A	1-1/2"	SPR16-4M	NOT REQ'D	NOT REQ'D	SSB-26	T/FC	NONE	YES
SPR16-4A1	1-1/2"	SPR16-4M	BRB-14	LS-14	SSB-26	T/FC	GZ-65	NO
SPR16-4A2	1-1/2"	SPR16-4M	BRB-14	NOT REQ'D	SSB-26	T/FC	GZ-45	YES
SPR16-4A3	1-1/2"	SPR16-4M	BRB-14	LS-14	SSB-26	T/FC	GZ-65	YES
SPR16-4A4	1-1/2"	SPR16-4M1	BRB-14	LS-14	SSB-26	T/FC	NONE	NO
SPR16-5A	1-5/8"	SPR16-5M	BRB-15	LS-15	SSB-26	T/FC	GZ-65	NO

NOTES:

MATERIAL: SPR16-M
OPT. MATERIAL: NOT APPLICABLE
HEAT TREATMENT: NOT APPLICABLE

BREAK ALL SHARP EDGES



DRAWN BDF	DATE 5-08-2013	MTH MANUFACTURING INC.	
CHECKED MAH	DATE 5-09-2013	BRAKE SPIDER ASSEMBLY - 16.5" -	
UNLESS OTHERWISE SPECIFIED TOLERANCES ARE AS FOLLOWS: X.XX = .076 MM [.03 IN] X.XXX = .0254 MM [.010 IN] ANGULAR TOLERANCE .1.0_ CHAMFER TOLERANCE .5_ SURFACE FINISH ✓		SIZE D	REV G
SCALE		SHEET 1 OF 1	

A
B
D
G

A